



**JELD-WEN**  
WINDOWS & DOORS

**INTERIOR DOORS**

MOLDED & FLUSH DESIGNS AND FEATURES



# FLUSH INTERIOR DOOR DESIGNS AND FEATURES

## HARDBOARD DOORS




### PRIMED

Primed options arrive ready to paint.  
(Varies by region; please see your local dealer)



Primed

**FLUSH**  
6'8", 7'0"  
& 8'0"



### EMBOSSSED WOODGRAIN

Embossed doors offer the look of real stained wood.


(Varies by region; please see your local dealer)



Primed

Snow

Imperial Oak



Mendocino  
Oak

Walnut

*Actual colors may vary from samples shown to due printing process and/or differing monitor calibrations.*

## WOOD VENEER DOORS



**SLICED RED OAK**  
6'8", 7'0"  
& 8'0"



**ROTARY-CUT BIRCH**  
6'8", 7'0"  
& 8'0"



**HARDWOOD**  
6'8", 7'0"  
& 8'0"

## CONSTRUCTION CHOICES



**ProCore™ Solid Core**  
Wood or MDF frame  
1-3/8" Door  
1-3/4" Door  
20-minute fire rating available  
in 1-3/4" up to 4'0" x 8'0"



**Solid Mineral Core**  
Mineral composite frame  
1-3/4" Door  
45-, 60- and 90-minute fire  
ratings available



**Hollow Core**  
Combination wood/MDF frame  
1-3/8" Door  
Corrugated honeycomb  
cell core

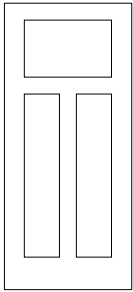
# STYLE AND SUBSTANCE




JELD-WEN® molded interior doors blend style and substance. Select the architectural style that best fits your home and complement it with a woodgrain texture or smooth finish. For bedrooms, offices, and laundry rooms, consider adding an optional solid core to reduce sound transmission between rooms. Molded doors come in widths of 1'0" to 3'0" and most are available in heights of 6'8", 7'0", and 8'0". Matching bifold doors are also available in most styles.

# MOLDED INTERIOR DOOR DESIGNS

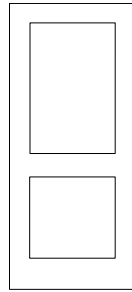
## FLAT PANEL



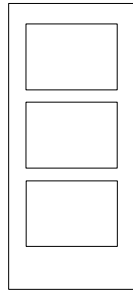
**CRAFTSMAN III™  
SMOOTH**  
Craftsman  
Sticking  
6'8" & 7'0"\*




**MADISON®  
SMOOTH**  
Craftsman  
Sticking  
6'8", 7'0"\*  
& 8'0"\*



**MONROE®  
SMOOTH**  
Craftsman  
Sticking  
6'8"\* , 7'0"\*  
& 8'0"\*




**BIRKDALE™  
SMOOTH**  
Craftsman  
Sticking  
6'8"\* , 7'0"\*  
& 8'0"\*

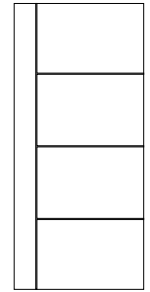


**CONMORE®  
SMOOTH**  
Stepped Sticking  
6'8" & 7'0"\*  
& 8'0"\*

## STUDIO™




**SL100**  
6'8" & 7'0"\*

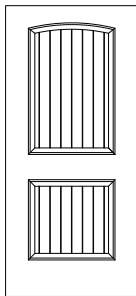


**SL130**  
6'8"

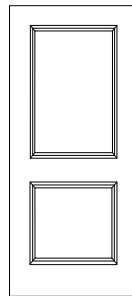
## RAISED PANEL



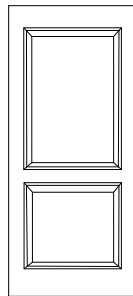
**PRINCETON™  
SMOOTH**  
Cove & Bead  
Sticking  
6'8", 7'0"\*  
& 8'0"




**SANTA FE™  
SMOOTH**  
Ovolo Sticking  
6'8", 7'0"\*  
& 8'0"



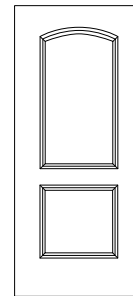
**CAMBRIDGE™  
SMOOTH**  
Ovolo Sticking  
6'8", 7'0"\*  
& 8'0"




**CARRARA®  
SMOOTH**  
Cove & Bead  
Sticking  
6'8", 7'0"\*  
& 8'0"



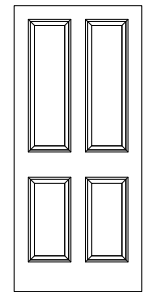
**CAIMAN®  
SMOOTH**  
Cove & Bead  
Sticking  
6'8", 7'0"\*  
& 8'0"



**CONTINENTAL™  
SMOOTH**  
Ovolo Sticking  
6'8", 7'0"\*  
& 8'0"\*

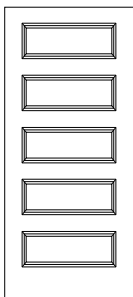


**COLONIST®  
SMOOTH**  
Cove & Bead  
Sticking  
6'8", 7'0"\*  
& 8'0"




**COVENTRY®  
SMOOTH**  
Cove & Bead  
Sticking  
6'8", 7'0"\*  
& 8'0"

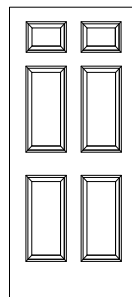
## RAISED PANEL



**ROCKPORT™  
SMOOTH**  
Cove & Bead  
Sticking  
6'8", 7'0"\*  
& 8'0"\*

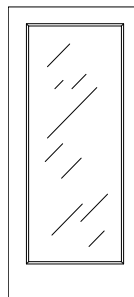


**CAMDEN®  
WOODGRAIN**  
Cove & Bead  
Sticking  
6'8" & 7'0"\*




**COLONIST®  
WOODGRAIN**  
Cove & Bead  
Sticking  
6'8", 7'0"\*  
& 8'0"

## BEVELED MIRROR




**IMPRESSION™**  
Reverse side:  
Six-panel  
textured only.

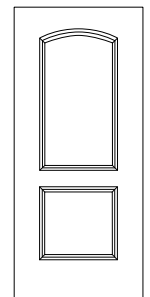
## LIGHT COMMERCIAL WIDE STILES\*\*



**COLONIST®  
SMOOTH  
WIDE STILE**  
Cove & Bead  
Sticking  
6'8"\* & 7'0"  
& 8'0"



**CAMBRIDGE™  
SMOOTH  
WIDE STILE**  
Ovolo Sticking  
6'8"\* & 7'0"  
& 8'0"

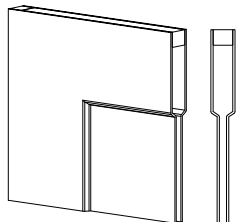


**CONTINENTAL™  
SMOOTH  
WIDE STILE**  
Ovolo Sticking  
6'8"\* & 7'0"  
& 8'0"

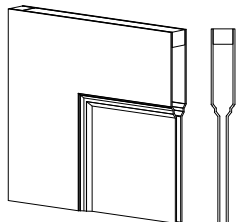
# MOLDED INTERIOR DOOR FEATURES

## STICKING PROFILES

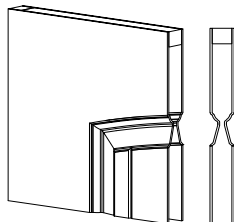
Whether you prefer traditional or contemporary, JELD-WEN has sticking profile options that will distinguish the interior of your home with beautiful quality and attention-to-detail design.



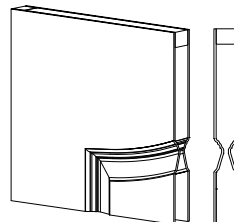
CRAFTSMAN STICKING



STEPPED STICKING



OVOLO STICKING



COVE & BEAD STICKING

## SURFACE TEXTURES



### SMOOTH

Smooth surface doors give your home a clean, streamlined feeling. They feature the classic look of painted wood doors.




### WOODGRAIN

JELD-WEN® interior doors with textured surfaces emulate the woodgrain look of solid wood doors.

## CORE OPTIONS



### PROCORE™ SOLID CORE

Combination wood/MDF or all-wood frame  
20-minute fire rating 

**PROCORE**  
THE QUIET DOOR®



### SOLID MINERAL CORE

All-wood frame  
60-minute\* fire rating   
\*Available in raised panel designs only



### HOLLOW CORE

Wood/MDF frame  
Blocking behind panels for support



**PROCORE**  
THE QUIET DOOR®

### PROCORE THE QUIET DOOR®

This upgrade reduces sound transmission between spaces by up to 50% compared to hollow-core doors. Enjoy more peace and quiet, plus increased resistance against everyday dents and dings. Great for bedrooms, bathrooms, and laundry rooms.



For warranty details, visit [jeld-wen.com](http://jeld-wen.com), click Support, and select JELD-WEN Warranties.

© 2020 JELD-WEN, Inc. All rights reserved. | JELD-WEN, the JELD-WEN Logo, the JW Logo, CAIMAN, CAMDEN, CARRARA, COLONIST, CONMORE, COVENTRY, MADISON, MONROE, and PROCORE THE QUIET DOOR are registered trademarks of JELD-WEN, Inc. BIRKDALE, CAMBRIDGE, CONTINENTAL, CRAFTSMAN III, IMPRESSION, PRINCETON, PROCORE, ROCKPORT, SANTA FE, and STUDIO are trademarks of JELD-WEN, Inc. The SCS GLOBAL SERVICES Recycled Content Certified logo is a trademark of SCS Global Services.

10-928200RE 03/20